

Bollard Guardrail

200



Strong, durable and highly visible, **A-SAFE** Bollards are a multi-functional product, critical for traffic management in the workplace and the segregation of people from vehicles.

IMPACT ABSORPTION

Scientifically designed, with an inbuilt absorption layer, **A-SAFE** Bollards are able to flex on impact, absorb forces and reform to their original shape.

HIGHLY VISIBLE

Accident prevention is a priority. The visual prominence of **A-SAFE** Bollards permanently reinforces a driver's attention to safe driving and can also act as guidance along traffic routes.

ULTRA-LOW MAINTENANCE

Scratch resistant, non-corrosive and with no need to repaint, **A-SAFE** Bollards offer a permanent visual aesthetic.

NO FLOOR DAMAGE

The flexible, reformatory properties of **A-SAFE** Bollards mean floors are protected from damage.



“ **A-SAFE** have been tremendously effective in providing protected walkways for public safety. The reason we chose **A-SAFE** Bollards was because of price, ease of fitting, visibility and durability.

Bluewater Shopping Centre, Kent
Senior Facilities Manager

Authorised reseller

PROTECTING...

PEOPLE, PROPERTY, PROFITS AND PERFORMANCE

Bollard Guardrail

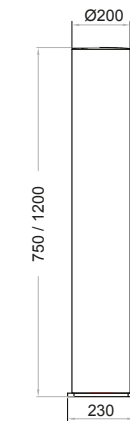
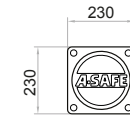
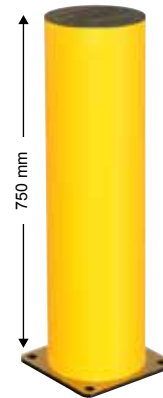
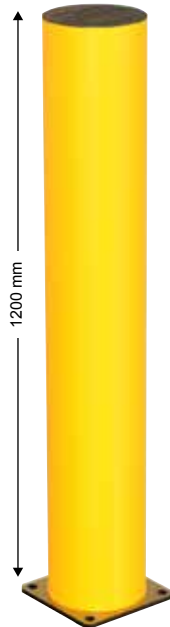
200



SPECIFICATIONS

Angle of impact		90°
Tested impact energy (Joules)		5400
Equivalent vehicle weight (kg)		5700
Equivalent vehicle speed (km/h)		5
Material Properties		
Temperature MEMAPLEX™		-15°C to +50°C
Temperature MEMAPLEX®		-40°C to +30°C
Chemical Resistance		Excellent - ISO / TR 10358
Fire Rating		HB
Food Contact		Yes
Toxicity		None
Conductivity		No
Environment		
CO ₂ / 1200mm Bollard		46.02
CO ₂ / 750mm Bollard		28.8
Recyclability		100%

DIMENSIONS



1200mm 006-0002
750mm 006-0004

All dimensions in mm

Terms and conditions apply

VEHICLE SUITABILITY

Fully laden vehicle (kgs) travelling at the maximum speed (mph) the barrier can withstand at 90° impact

 1,500 6.0 mph @ 90°	 2,080 5.0 mph @ 90°	 2,350 4.7 mph @ 90°
 2,650 4.5 mph @ 90°	 3,500 3.9 mph @ 90°	 3,560 3.9 mph @ 90°
 3,570 3.9 mph @ 90°	 3,650 3.8 mph @ 90°	 8,250 2.5 mph @ 90°
 8,730 2.4 mph @ 90°	 10,000 2.2 mph @ 90°	 13,050 2.0 mph @ 90°
 24,000 4.7 mph @ 90°	 36,000 1.2 mph @ 90°	

Note: These are guideline figures. Please refer to full technical information for details.

COMPONENTS



Authorised reseller address